



325 Tile



650 Tile



1300 Tile



Balance Tiles 325, 650, & 1300 | Color 487 (Blush)
Image supplied by/courtesy of Woven Image®

Style	Metric	Standard	Thickness	Weight/Box	Qty/Box	SF/Box
325 Tile	325mm x 325mm	12.8 in. x 12.8 in.	24mm	11.18 lbs	16	18.2
650 Tile	650mm x 325mm	25.6 in. x 12.8 in.	24mm	11.18 lbs	8	18.2
1300 Tile	1300mm x 325mm	51.2 in. x 12.8 in.	24mm	11.18 lbs	4	18.2

All specs refer to singular products and not multiples unless specified. Due to the nature of the material, cutting and fabrication process, minor dimensional variances may occur. Custom options available upon request.

Sound Absorption

Frequency	250Hz	500Hz	800Hz	1000Hz	2000Hz	4000Hz	NRC
m ² /Object	1.85	6.65	9.36	10.72	11.83	11.83	0.65 (no air gap)
m ² /Object (20mm air gap)	2.59	8.13	11.33	12.57	12.57	12.20	0.75 (20mm air gap)
m ² /Object (50mm air gap)	4.93	10.96	13.18	13.06	11.70	11.95	0.85 (50mm air gap)
m ² /Object (2" fiberglass)	6.97	7.77	7.35	6.97	6.88	7.01	1.05 (2" fiberglass)

Acoustic data is measured in Sabins per Balance Tile.

Balance Tiles

Balance Tiles are an easy, elegant acoustic fix for nearly any space. These thick bevel-edged tiles, made from 24mm EchoPanel®, add distinct patterning and color, while absorbing sound. Mix and match the different tile sizes and colors to create eye-catching designs.

Fire Rating

ASTM E84 Class A

VOC Emissions

ASTM D5116 Rate: <0.02 mg/m²/hr (7 days)



Balance Tile 1300 | Color 269 (Wine)
Image supplied by/courtesy of Woven Image®


Available Design Styles



325 Tile



650 Tile




1300 Tile


Available Solid Colors



101 | Frost



124 | Ochre



167 | Cinnamon



269 | Wine



274 | Orchid



325 | Viridian



330 | Ivy



365 | Navy



384 | Olive




402 | Pebble




442 | Grey




447 | Slate



454 | Mushroom




468 | Vanilla




487 | Blush



500 | Off White



542 | Black



550 | Onyx



580 | Sage



633 | Pacific



908 | Cream



Balance Tiles 325, 650, & 1300 | Colors 325 (Viridian), 365 (Navy), 908 (Cream)
Image supplied by/courtesy of Woven Image®

Installation

When mounting, use standard construction adhesives (e.g. Liquid Nails/Titebond - NOT PVA glue). Clean and prepare surface per adhesive guidelines. Spread adhesive evenly on panel back, leaving 2" space at edges. Adhere to wall surface, providing bracing to hold material against surface per adhesive open time/instructions.

