

EchoTile Topo Barcode



EchoTile Topo Pixel



EchoTile Topo Barcode | Color 633 (Pacific)

	Metric	Standard	Thickness	Weight/Box	Qty/Box	SF/Box
Barcode Tile	393.7mm x 196.9mm	15.5 in. x 7.8 in.	24mm	8 lbs	12	10
Pixel Tile	254mm x 254mm	10 in. x 10 in.	24mm	7 lbs	16	11.1

All specs refer to singular products and not multiples unless specified.

## EchoTile Topo

Add visual appeal, texture and sound absorption to any flat wall with these 3-D tiles! Designed to be staggered, rotated, or aligned, Topo tiles can be configured in numerous ways, offering a variety of design possibilities. Plus, the 36% layered coverage adds more sound absorption and diffusion! Installing Topo Tiles is easy; simply use standard construction adhesive suitable for PET plastic and wall surfaces and you're all set!

## NRC (SOUND ABSORPTION RATING): ASTM C423-90A

Barcode Tile: NRC .60

Pixel Tile: Please contact Kirei for this test data.

## Fire Rating

ASTM E84 Class C (Class A achievable with treatment)

## VOC Emissions

CDPH (CA 01350) Compliant; TVOC: <0.5 mg/m<sup>3</sup>

Ecospecifier GreenTag Compliant;

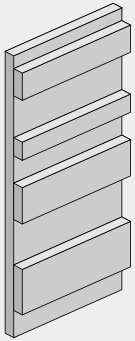
TVOC: 0.015 mg/m<sup>2</sup>/hr (ASTM D5116)



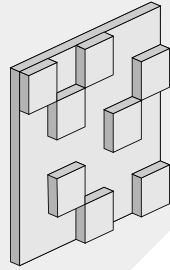
EchoTile Topo Pixel | Color 381 (Lime Splice)

# ECHOPANEL: ECHOTILE TOPO

## Available Design Styles



Barcode Tile




Pixel Tile


## Available Solid Colors




101 | Frost




108 | Yellow




124 | Ochre




151 | Orange




167 | Cinnamon



193 | Rouge



269 | Wine



273 | Blue




274 | Orchid



276 | Lavender




295 | Dark Orange




325 | Viridian Green




330 | Ivy




338 | Jade



349 | Vineyard



365 | Navy



381 | Lime Splice



384 | Seaweed




402 | Taupe




442 | Speckled Gray




444 | Gray




447 | Slate




454 | Mushroom




468 | Vanilla



487 | Blush



500 | White



542 | Charcoal




550 | Onyx




551 | Teal




576 | Magenta




579 | Olive Green




580 | Sage



633 | Pacific




660 | Coronet



908 | Ivory

## Installation



### Mount

When mounting use standard construction adhesives (e.g. Liquid Nails/Titebond - NOT PVA glue). Clean and prepare surface per adhesive guidelines. Spread adhesive evenly on panel back, leaving 2" space at edges. Adhere to wall surface, providing bracing to hold material against surface per adhesive open time/instructions.