





Topo Barcode Tile | Color 444 (Gray)



Topo Pixel Tile | Color 101 (Frost)



Topo Pixel Tile | Color 325 (Viridian Green)

	Metric	Standard	Thickness	Weight/Box	Qty/Box	SF/Box
Pixel Tile	254mm x 254mm	10 in. x 10 in.	24mm	7 lbs	16	11.1
Barcode Tile	393.7mm x 196.9mm	15.5 in. x 7.8 in.	24mm	8 lbs	12	10

All specs refer to singular products and not multiples unless specified.

Topo Tiles

Add visual appeal, texture and sound absorption to any flat wall with these 3-D tiles! Designed to be staggered, rotated, or aligned, Topo Tiles can be configured in numerous ways, offering a variety of design possibilities. Plus, the 36% layered coverage adds more sound absorption and diffusion! Installing Topo Tiles is easy; simply use standard construction adhesive suitable for PET plastic and wall surfaces and you're all set!

NRC (SOUND ABSORPTION RATING): ASTM C423-90A

Topo Tile Barcode: NRC .60
 Topo Tile Pixel: Please contact Kirei for this test data.

Fire Rating

ASTM E84 Class C (Class A achievable with treatment)

VOC Emissions

CDPH (CA 01350) Compliant; TVOC: <0.5 mg/m3
 Ecospecifier GreenTag Compliant;
 TVOC: 0.015 mg/m2/hr (ASTM D5116)




Topo Barcode Tile | Color 442 (Speckled Gray)

ECHOPANEL TILES: TOPO

Available Topo Tiles Styles




Barcode Tile



Pixel Tile


Available Solid Colors




101 | Frost



108 | Yellow



124 | Ochre



151 | Orange




193 | Rouge




269 | Wine




273 | Blue



274 | Orchid



276 | Lavender




295 | Dark Orange




325 | Viridian Green



330 | Ivy



338 | Jade



349 | Vineyard




365 | Navy




381 | Lime Splice



384 | Seaweed




402 | Taupe




442 | Speckled Gray



444 | Gray



454 | Mushroom



468 | Vanilla



487 | Blush



500 | White



542 | Charcoal




550 | Onyx




551 | Teal



576 | Magenta



579 | Olive Green



580 | Sage



633 | Pacific




660 | Coronet



908 | Ivory

Installation



Mount

When mounting use standard construction adhesives (e.g. Liquid Nails/Titebond - NOT PVA glue). Clean and prepare surface per adhesive guidelines. Spread adhesive evenly on panel back, leaving 2" space at edges. Adhere to wall surface, providing bracing to hold material against surface per adhesive open time/instructions.