

EchoTile Geometry Delta, Oblong & Square  
Colors 365 (Navy), 444 (Gray), 500 (White), 633 (Pacific)

	Metric	Standard	Thickness	Weight/Box	Qty/Box	SF/Box
Delta Tile	200mm x 200mm x 277mm	7.9 in. x 7.9 in. x 10.9 in.	12mm	3 lbs	20	4.44
Hex Tile	200mm x 200mm	7.9 in. x 7.9 in.	12mm	3 lbs	10	3.33
Oblong Tile	100mm x 200mm	3.9 in. x 7.9 in.	12mm	3 lbs	20	4.31
Penta Tile	245mm x 185mm	9.7 in. x 7.3 in.	12mm	3 lbs	10	3.5
Square Tile	200mm x 200mm	7.9 in. x 7.9 in.	12mm	3 lbs	10	4.44

All specs refer to singular products and not multiples unless specified.

**EchoTile Geometry**

Peel-and-stick Geometry tiles can quickly transform your space both visually and acoustically. These bold, geometric tiles are a decorative surface finish offering acoustic performance with a felt-like finish. They are produced from 100% PET (Polyethylene Terephthalate) which, contains at least 60% post-consumer content.

**NRC (SOUND ABSORPTION RATING): ASTM C423-90A**

NRC .36 (no air gap)

**Fire Rating**

ASTM E84 Class C (Class A achievable with treatment)

**VOC Emissions**

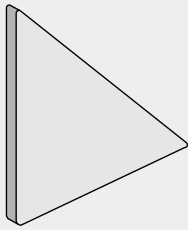
CDPH (CA 01350) Compliant; TVOC: <0.5 mg/m<sup>3</sup>  
Ecospecifier GreenTag Compliant;  
TVOC: 0.015 mg/m<sup>2</sup>/hr (ASTM D5116)



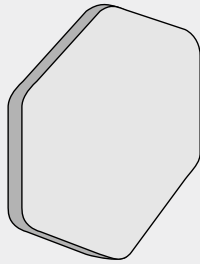
EchoTile Geometry Penta  
Colors 325 (Viridian Green), 338 (Jade), 381 (Lime Splice), 444 (Gray), 500 (White)

# ECHOPANEL: ECHOTILE GEOMETRY


## Available Design Styles



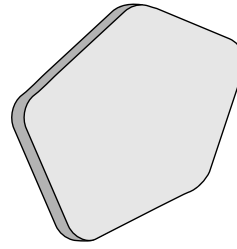
Delta Tile




Hex Tile



Oblong Tile




Penta Tile




Square Tile


## Available Solid Colors




101 | Frost




108 | Yellow




124 | Ochre




151 | Orange




167 | Cinnamon




193 | Rouge



258 | Red



269 | Wine




273 | Blue



274 | Orchid




276 | Lavender




295 | Dark Orange




325 | Viridian Green



330 | Ivy




338 | Jade




349 | Vineyard




365 | Navy



381 | Lime Spice



384 | Seaweed




402 | Taupe




442 | Speckled Gray



444 | Gray




447 | Slate




454 | Mushroom




468 | Vanilla



487 | Blush




500 | White



542 | Charcoal




550 | Onyx



551 | Teal



576 | Magenta




579 | Olive Green




580 | Sage



633 | Pacific



660 | Coronet



908 | Ivory

## Installation



### Peel-and-Stick

Prior to installation, ensure the surface area to which the tiles are going to be fixed is smooth, clean and free from dust or any other contaminant that may impede the installation. Geometry Tiles have an adhesive backing. Peel off the backing and stick on to substrate. Even pressure should be used when applying the tiles to any substrate to ensure attachment.