

EchoTile Geometry Delta, Oblong & Square
Colors 108 (Yellow), 442 (Speckled Gray), 500 (White), & 542 (Charcoal)

Style	Metric	Standard	Thickness	Weight/Box	Qty/Box	SF/Box
Delta Tile	200mm x 200mm x 277mm	7.9 in. x 7.9 in. x 10.9 in.	12mm	3 lbs	20	4.44
Hex Tile	200mm x 200mm	7.9 in. x 7.9 in.	12mm	3 lbs	10	3.33
Oblong Tile	100mm x 200mm	3.9 in. x 7.9 in.	12mm	3 lbs	20	4.31
Penta Tile	245mm x 185mm	9.7 in. x 7.3 in.	12mm	3 lbs	10	3.5
Square Tile	200mm x 200mm	7.9 in. x 7.9 in.	12mm	3 lbs	10	4.44

All specs refer to singular products and not multiples unless specified.

Sound Absorption

Frequency	250Hz	500Hz	800Hz	1000Hz	2000Hz	4000Hz	NRC
m ² /Object	0.35	2.23	4.47	5.76	8.94	11.17	0.40 (no air gap)
m ² /Object (20mm air gap)	1.65	4.35	7.53	9.29	11.64	11.17	0.55 (20mm air gap)
m ² /Object (50mm air gap)	4.00	8.11	10.23	11.29	11.29	10.94	0.75 (50mm air gap)
m ² /Object (1" fiberglass)	4.33	6.78	6.66	6.58	6.47	7.10	0.90 (1" fiberglass)
m ² /Object (2" fiberglass)	6.56	7.35	7.03	6.49	6.60	6.80	1.00 (2" fiberglass)

Acoustic data is measured in Sabins per Geometry Tile.

EchoTile Geometry

Peel-and-stick Geometry tiles can quickly transform your space both visually and acoustically. These bold, geometric tiles are a decorative surface finish offering acoustic performance with a felt-like finish. They are produced from 100% PET (Polyethylene Terephthalate) which, contains at least 60% post-consumer content.

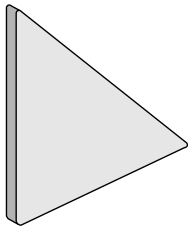
Fire Rating

ASTM E84 Class C
(Class A achievable with treatment.)

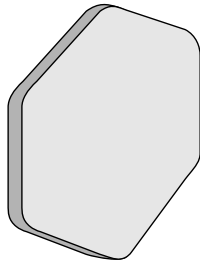
VOC Emissions

CDPH (CA 01350) Compliant; TVOC: <0.5 mg/m³
Ecospecifier GreenTag Compliant; TVOC: 0.015 mg/m²/hr (ASTM D5116)

Available Design Styles



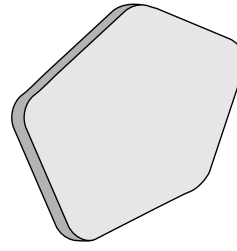
Delta Tile




Hex Tile



Oblong Tile



Penta Tile



Square Tile

Available Solid Colors



101 | Frost



108 | Yellow



124 | Ochre



167 | Cinnamon



193 | Rouge



269 | Wine



274 | Orchid



276 | Lavender



295 | Dark Orange



325 | Viridian Green



330 | Ivy



338 | Jade



349 | Vineyard




365 | Navy



381 | Lime Splice



384 | Seaweed



402 | Taupe




442 | Speckled Gray



444 | Gray



447 | Slate



454 | Mushroom



468 | Vanilla



487 | Blush



500 | White



542 | Charcoal




550 | Onyx



551 | Teal



576 | Magenta



579 | Olive Green



580 | Sage



633 | Pacific



660 | Coronet



908 | Ivory



Installation

Prior to installation, ensure the surface area to which the tiles are going to be fixed is smooth, clean and free from dust or any other contaminant that may impede the installation. Geometry Tiles have an adhesive backing. Peel off the backing and stick on to substrate. Even pressure should be used when applying the tiles to any substrate to ensure attachment.