

EchoTile Geometry Delta, Oblong & Square
442 (Speckled Gray), 487 (Blush), 500 (White), & 542 (Charcoal)

Style	Metric	Standard	Thickness	Weight/Box	Qty/Box	SF/Box
Delta Tile	200mm x 200mm x 277mm	7.9 in. x 7.9 in. x 10.9 in.	12mm	3 lbs	20	4.31
Hex Tile	200mm x 200mm	7.9 in. x 7.9 in.	12mm	3 lbs	10	3.33
Oblong Tile	100mm x 200mm	3.9 in. x 7.9 in.	12mm	3 lbs	20	4.31
Penta Tile	245mm x 185mm	9.7 in. x 7.3 in.	12mm	3 lbs	10	3.50
Square Tile	200mm x 200mm	7.9 in. x 7.9 in.	12mm	3 lbs	10	4.31

All specs refer to singular products and not multiples unless specified.

Sound Absorption

Frequency	250Hz	500Hz	800Hz	1000Hz	2000Hz	4000Hz	NRC
m ² /Object	0.35	2.23	4.47	5.76	8.94	11.17	0.40 (no air gap)
m ² /Object (20mm air gap)	1.65	4.35	7.53	9.29	11.64	11.17	0.55 (20mm air gap)
m ² /Object (50mm air gap)	4.00	8.11	10.23	11.29	11.29	10.94	0.75 (50mm air gap)
m ² /Object (1" fiberglass)	4.33	6.78	6.66	6.58	6.47	7.10	0.90 (1" fiberglass)
m ² /Object (2" fiberglass)	6.56	7.35	7.03	6.49	6.60	6.80	1.00 (2" fiberglass)

Acoustic data is measured in Sabins per Geometry Tile.

EchoTile Geometry

Peel-and-stick Geometry tiles can quickly transform your space both visually and acoustically. These bold, geometric tiles are a decorative surface finish offering acoustic performance with a felt-like finish. They are produced from 100% PET (Polyethylene Terephthalate) which, contains at least 60% post-consumer content.

Fire Rating

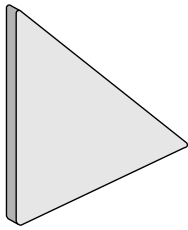
ASTM E84 Class A

VOC Emissions

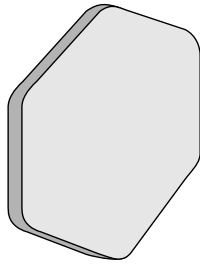
CDPH (CA 01350) Compliant; TVOC: <0.5 mg/m³

Ecospecifier GreenTag Compliant; TVOC: 0.015 mg/m²/hr (ASTM D5116)


Available Design Styles



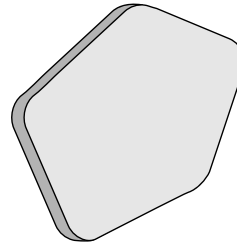
Delta Tile




Hex Tile



Oblong Tile



Penta Tile



Square Tile


Available Solid Colors



101 | Frost



108 | Yellow



124 | Ochre



167 | Cinnamon



193 | Rouge



269 | Wine



274 | Orchid



276 | Lavender




295 | Dark Orange



325 | Viridian Green




330 | Ivy




338 | Jade




349 | Vineyard



365 | Navy



381 | Lime Splice



384 | Seaweed



402 | Taupe




442 | Speckled Gray



444 | Gray




447 | Slate



454 | Mushroom



468 | Vanilla




487 | Blush




500 | White



542 | Charcoal




550 | Onyx



551 | Teal



576 | Magenta



579 | Olive Green



580 | Sage



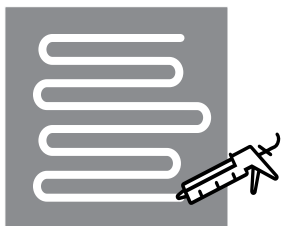
633 | Pacific



660 | Coronet



908 | Ivory



Installation

When mounting use standard construction adhesives (e.g. Liquid Nails/Titebond - NOT PVA glue). Clean and prepare surface per adhesive guidelines. Spread adhesive evenly on panel back, leaving 2" space at edges. Adhere to wall surface, providing bracing to hold material against surface per adhesive open time/instructions.