



EchoTile Balance 325, 600, & 1300 | Colors 487 (Blush)

	Metric	Standard	Thickness	Weight/Box	Qty/Box	SF/Box
325 Tile	325mm x 325mm	12.8 in. x 12.8 in.	24mm	11.18 lbs	16	18.2
650 Tile	650mm x 325mm	25.6 in. x 12.8 in.	24mm	11.18 lbs	8	18.2
1300 Tile	1300mm x 324mm	51.2 in. x 12.8 in.	24mm	11.18 lbs	4	18.2

All specs refer to singular products and not multiples unless specified.

EchoTile Balance

Balance tiles are an easy, elegant acoustic fix for nearly any space. These thick bevel-edged tiles, made from 24mm EchoPanel, add distinct patterning and color, while absorbing sound. Mix and match the different tile sizes and colors to create eye-catching designs.

NRC (SOUND ABSORPTION RATING): ASTM C423-90A

NRC: .65 (no air gap)

Fire Rating

ASTM E84 Class B

VOC Emissions


ASTM D5116 Rate: <0.02 mg/m²/hr (7 days)



EchoTile Balance 1300 | Colors 269 (Wine)

ECHOPANEL: ECHOTILE BALANCE

Available Design Styles



325 Tile




650 Tile



1300 Tile


Available Solid Colors



101 | Frost



269 | Wine



295 | Dark Orange



325 | Viridian Green



330 | Ivy




362 | Green



365 | Navy




384 | Seaweed



402 | Taupe




442 | Speckled Gray



454 | Mushroom



468 | Vanilla



487 | Blush




542 | Charcoal



550 | Onyx



633 | Pacific



908 | Ivory



EchoTile Balance 325, 600, & 1300 | Colors 325 (Viridian Green), 365 (Navy), 908 (Ivory)

Installation



Peel-and-Stick

Prior to installation, ensure the surface area to which the tiles are going to be fixed is smooth, clean and free from dust or any other contaminant that may impede the installation. Balance tiles have an adhesive backing. Peel off the backing and stick on to substrate. Pressure should be used when applying to any substrate.