

AKUART Shelter Me Installation Guide

Note: Please read the entire Installation Guide before application.

The installation guide is intended to provide installers with helpful information regarding AKUART Shelter Me prior to installing the material. Kirei accepts no responsibility for installation actions taken or not taken. This installation guide is not intended to be an in-depth guide; installers' knowledge as experienced tradesman needs to be applied.

This installation guide serves only as a recommendation for installing and handling AKUART Shelter Me. If you have questions about application or techniques, contact Kirei at www.kireiusa.com or 619.236.9924.

AKUART SHELTER ME SPECIFICATIONS

What is AKUART Shelter Me?

AKUART Shelter Me is a desk screen acoustic panel, with an easily changeable canvas. Made from sustainable materials, these superior sound absorbers deliver high NRC, well balanced sound absorption. The canvas is washable and bleach-cleanable and can be printed on with high-resolution images and graphics as art, wayfinding, and interior accents. Please consult the AKUART Shelter Me Spec Sheet for material specifications.

Fire Rating

AKUART Shelter Me Canvas: Classification B-s1 according to DIN EN 13501-1.

AKUART Shelter Me Acoustic Material: Fire retardant. Classification: B-s1, d0 according to EN ISO 11925-2 & EN 13823.

Environmental Certificates

VOC Emissions: CDPH v1.2-2017 Compliant; TVOC <0.5 mg/m³

OEKO-TEX® Standard 100

Product Care

AKUART is made with a form-stable stretched fabric which does not wrinkle or fold when mounted on the frame.

The panel can withstand daily dusting, vacuum cleaning and a weekly wiping with a wet cloth without the use of chemicals. The AKUART canvas is easily cleanable with bleach and can be machine washed at high temperatures (194 F), making it an ideal solution for pathogen concerns and healthcare environments.

AKUART Shelter Me Installation Guide

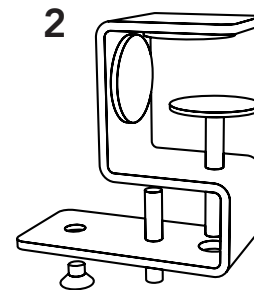
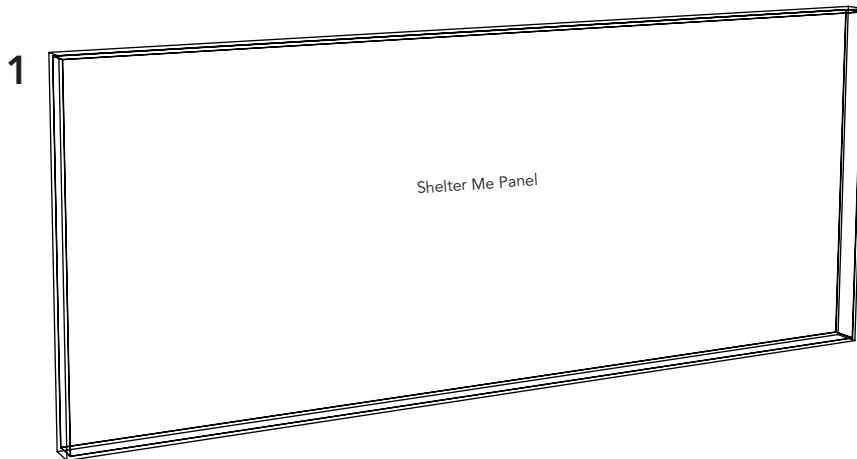
AKUART's unique design makes it possible to quickly and easily detach and replace the canvas, providing the option to change and update the print.

Installation

Due to the great variance in over head environments, our guidelines are meant to provide suggested placement only. Exact placement and suspension methods are subject to design specification, regional code, site-specific requirements, and installer judgment.

Components Included


1. Desk Screen
2. Sub Clamp Desk Mount - 2 per screen.



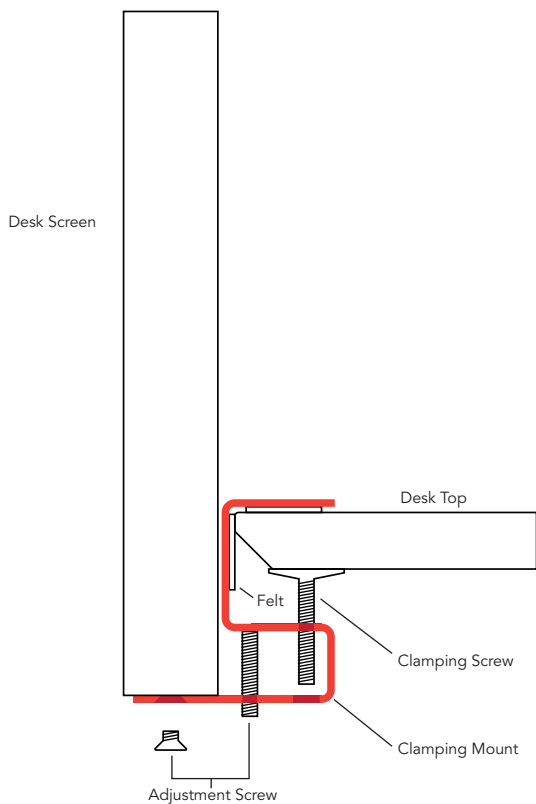
AKUART Shelter Me Installation Guide

Tools Needed (not included)

Short Arm L-Key

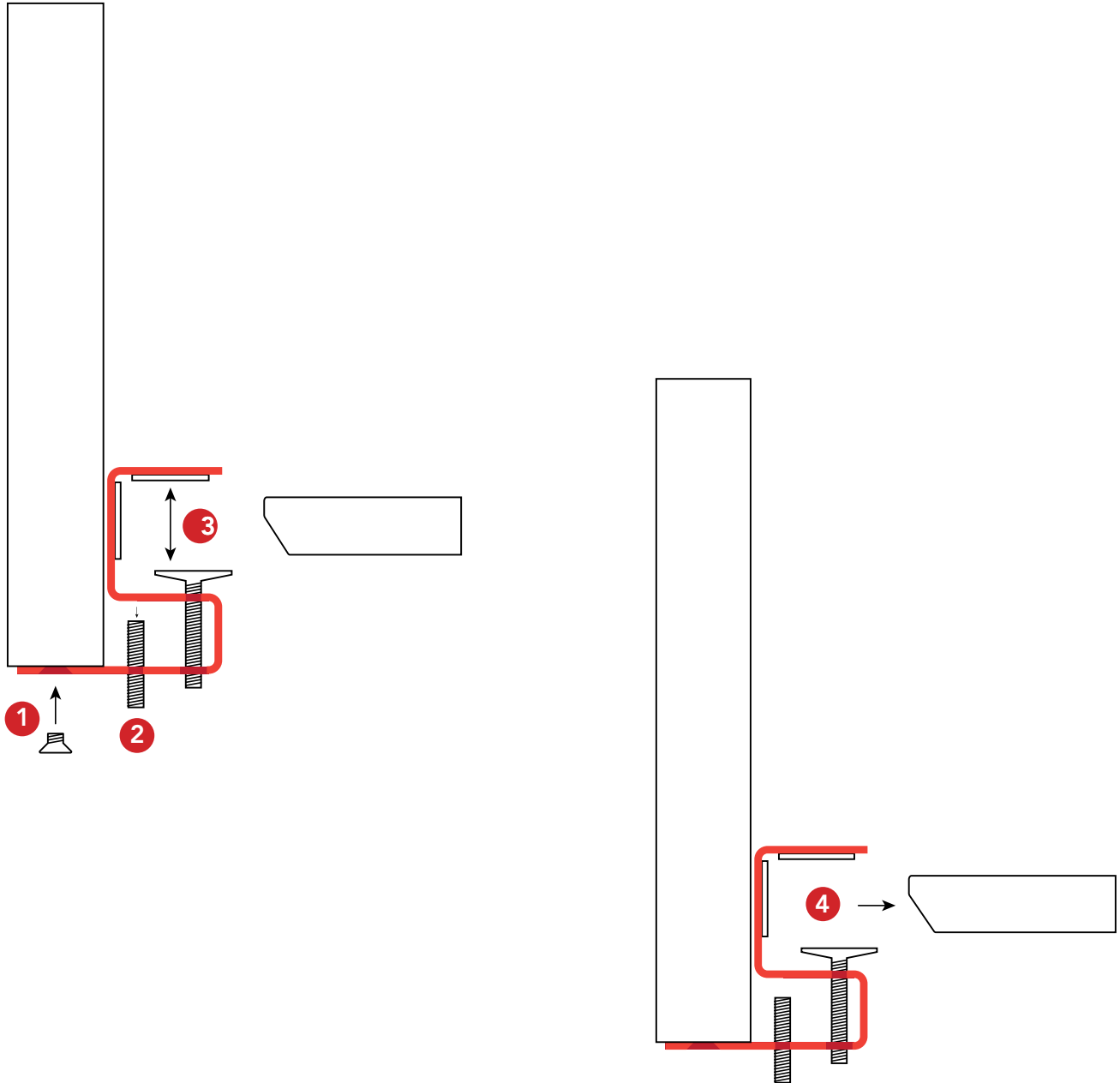


Assembly

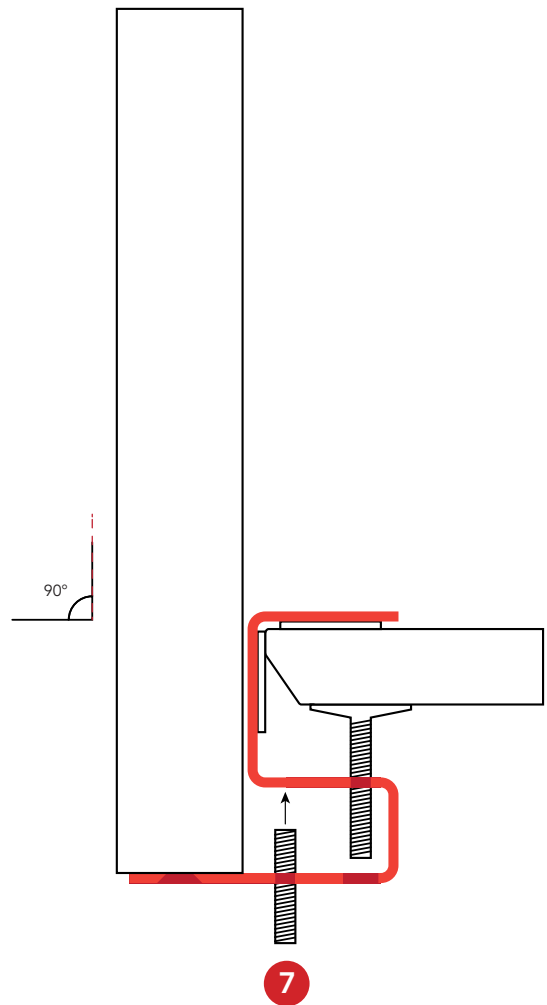
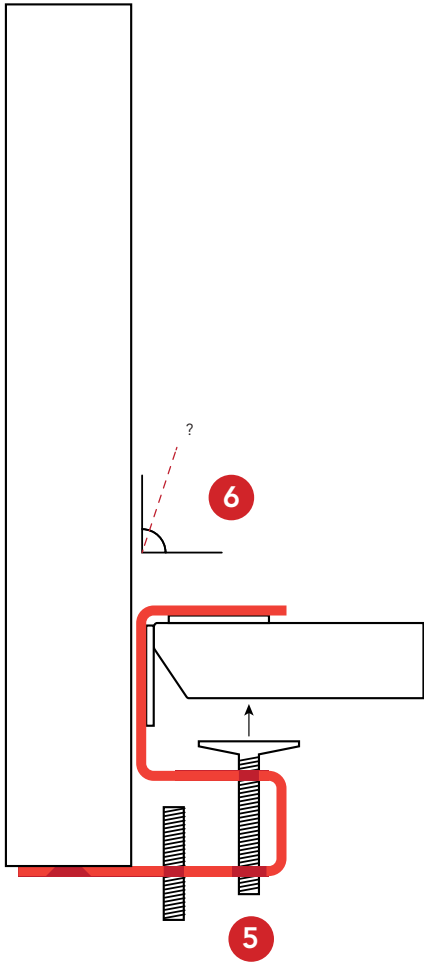


AKUART Shelter Me Installation Guide

Installation



AKUART Shelter Me Installation Guide



AKUART Shelter Me Installation Guide

Work Safety

In the interest of work safety, it is recommended that people working with AKUART Shelter Me wear the appropriate safety equipment. Although the product emits zero off-gases, masks and gloves should be worn to ensure the maximum possible safety precautions. For an SDS form, please contact Kirei at info@kireiusa.com or 619-236-9924.

Final Note

Kirei will not be responsible for any cutting or mounting not performed by Kirei staff.

For any other questions or concerns, please contact Kirei.