

# AKUART Canvas Installation Guide

*Note: Please read the entire Installation Guide before application.*

The installation guide is intended to provide installers with helpful information regarding AKUART canvas textile prior to installing the material. Kirei accepts no responsibility for installation actions taken or not taken. This installation guide is not intended to be an in-depth guide; installers' knowledge as experienced tradesman needs to be applied.

This installation guide serves only as a recommendation for installing and handling AKUART canvases. If you have questions about application or techniques, contact Kirei at [www.kireiusa.com](http://www.kireiusa.com) or 619.236.9924.

## AKUART CANVAS SPECIFICATIONS

What is an AKUART Canvas Textile?

AKUART canvas textiles are easily changeable covers that go over acoustic panels or screens. The canvas is washable and bleach-cleanable and can be printed on with high-resolution images and graphics as art, wayfinding, and interior accents. Please consult the AKUART panels and screens for material specifications.

### Fire Rating

AKUART Canvas: Classification B-s1 according to DIN EN 13501-1.

### Environmental Certificates

VOC Emissions: CDPH v1.2-2017 Compliant; TVOC <0.5 mg/m<sup>3</sup>  
OEKO-TEX® Standard 100

### Product Care

AKUART is made with a form-stable stretched fabric which does not wrinkle or fold when mounted on the frame.

The panel can withstand daily dusting, vacuum cleaning and a weekly wiping with a wet cloth without the use of chemicals. The AKUART canvas is easily cleanable with bleach and can be machine washed at high temperatures (194 F), making it an ideal solution for pathogen concerns and healthcare environments.

AKUART's unique design makes it possible to quickly and easily detach and replace the canvas, providing the option to change and update the print.

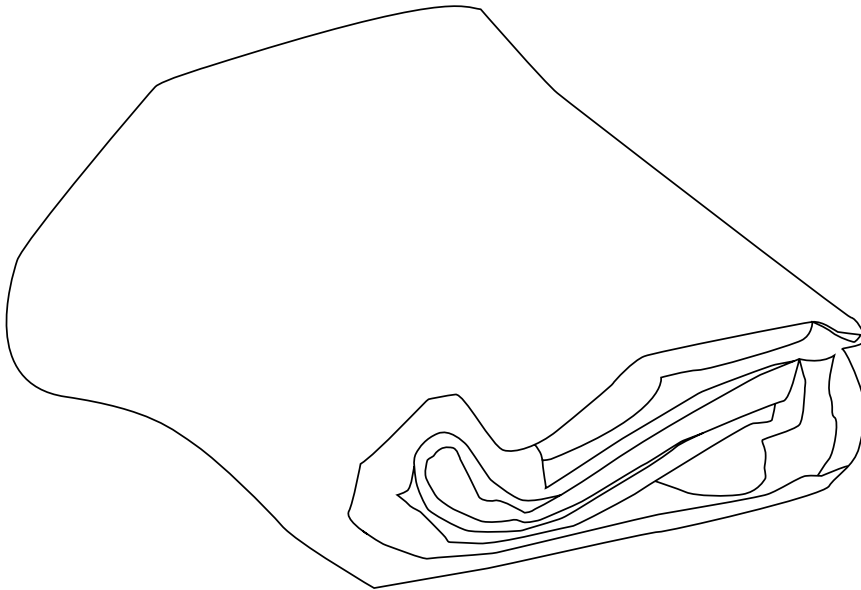
# AKUART Canvas Installation Guide

## Installation

Due to the great variance in over head environments, our guidelines are meant to provide suggested placement only. Exact placement and suspension methods are subject to design specification, regional code, site-specific requirements, and installer judgment.

## Components Included

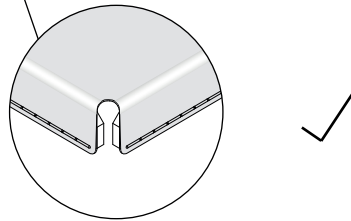
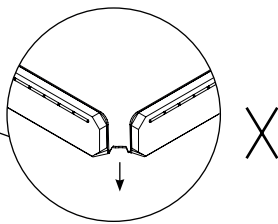
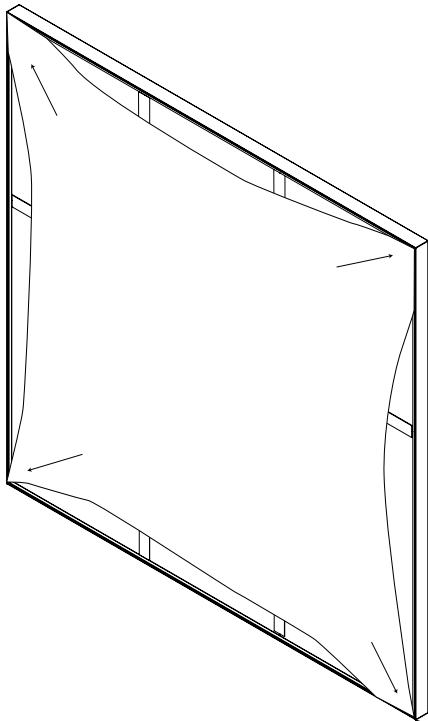
Canvas



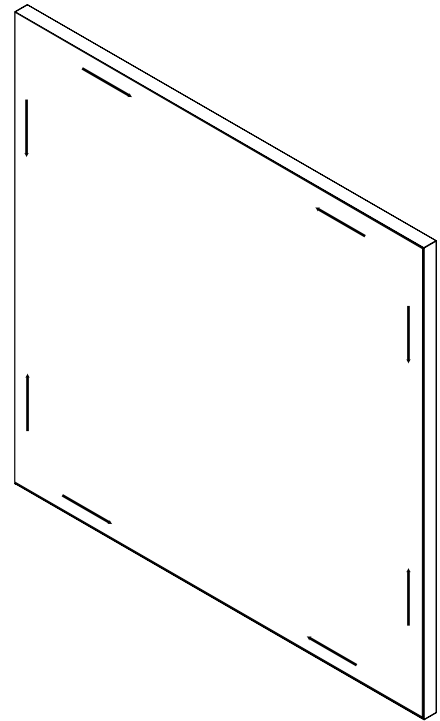
# AKUART Canvas Installation Guide

## Installation

1



2



# AKUART Canvas Installation Guide

## **Work Safety**

In the interest of work safety, it is recommended that people working with AKUART Canvas wear the appropriate safety equipment. Although the product emits zero off-gases, masks and gloves should be worn to ensure the maximum possible safety precautions. For an SDS form, please contact Kirei at [info@kireiusa.com](mailto:info@kireiusa.com) or 619-236-9924.

## **Final Note**

Kirei will not be responsible for any cutting or mounting not performed by Kirei staff.

**For any other questions or concerns, please contact Kirei.**