



kirei

TEXTURE TILES

Acoustic Tiles

Bring a new level of tactility and light play to any wall with Texture's dense angled geometry. At 24mm thick with an innovative new cutting technique, this tile boasts one of our highest acoustic performances ever. Available in a vast array of more than 30 colorways, Texture Tiles are sure to bring down the volume while pumping up the drama in any space.

Product shown: Texture Tiles in Jade

Specs

Style	Standard (LxW)	Thickness	Weight/Box	Qty/Box	SF/Box
Texture Tile	11.5" x 11.5"	0.94"	13 lbs	16	14.69

All specs refer to singular products and not multiples unless specified. Due to the nature of the material, cutting and fabrication process, minor dimensional variances may occur. Custom options available upon request.

Designer	Kirei
Material	100% PET (60% post-consumer recycled content)
Fire Rating	ASTM E84 Class A
Custom Options	Available upon request
Lead Time	4-6 weeks (1-50 boxes) 6-8 weeks (50-100 boxes) <i>For larger quantities, lead times determined per order</i>
VOC Emissions	CDPH (CA 01350) Compliant TVOC: <0.5 mg/m3

*Actual lead times are determined when the project goes into production and can change based on production schedule and all quantities, color and thicknesses being in stock at time of order. See [Kirei's Product Lead Time Disclosure](#) for more information.

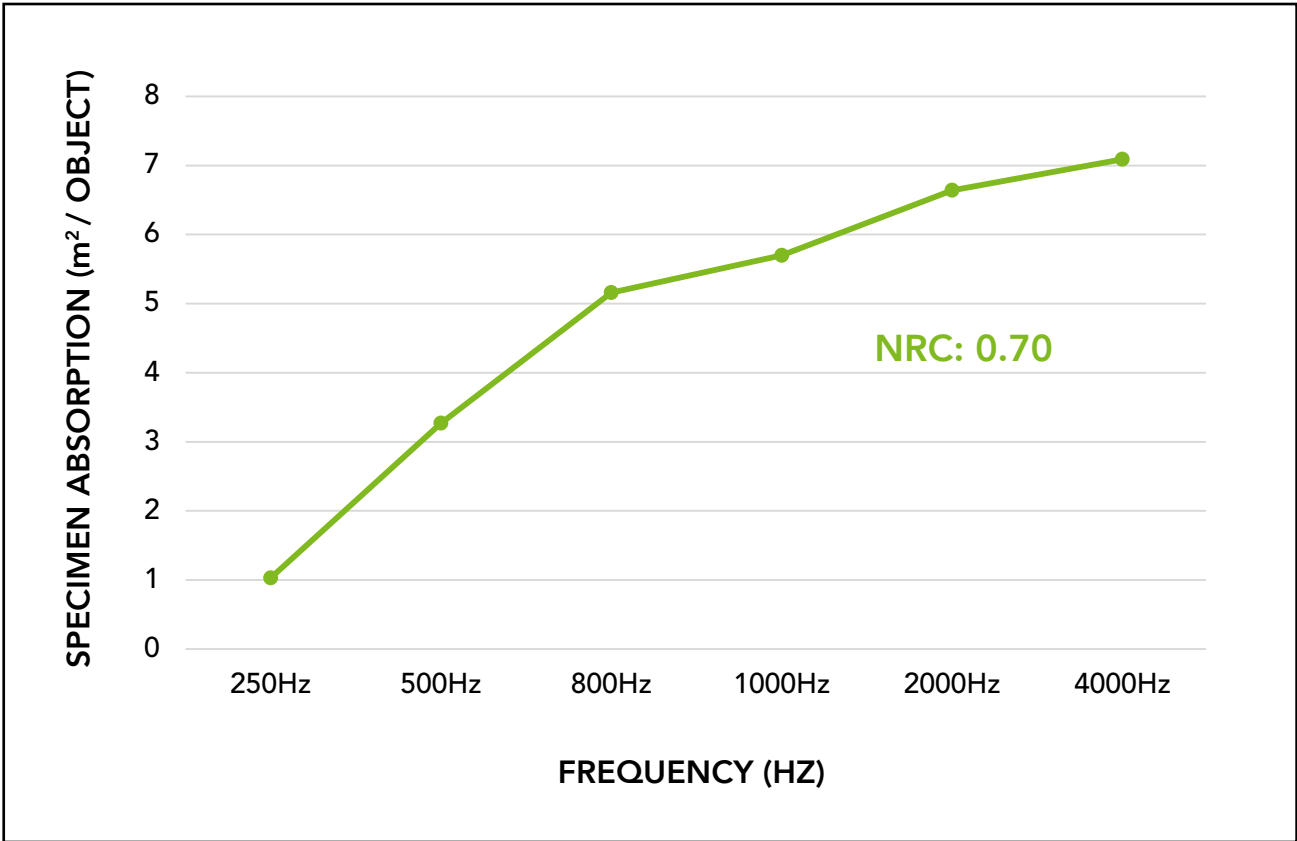


Acoustic Data

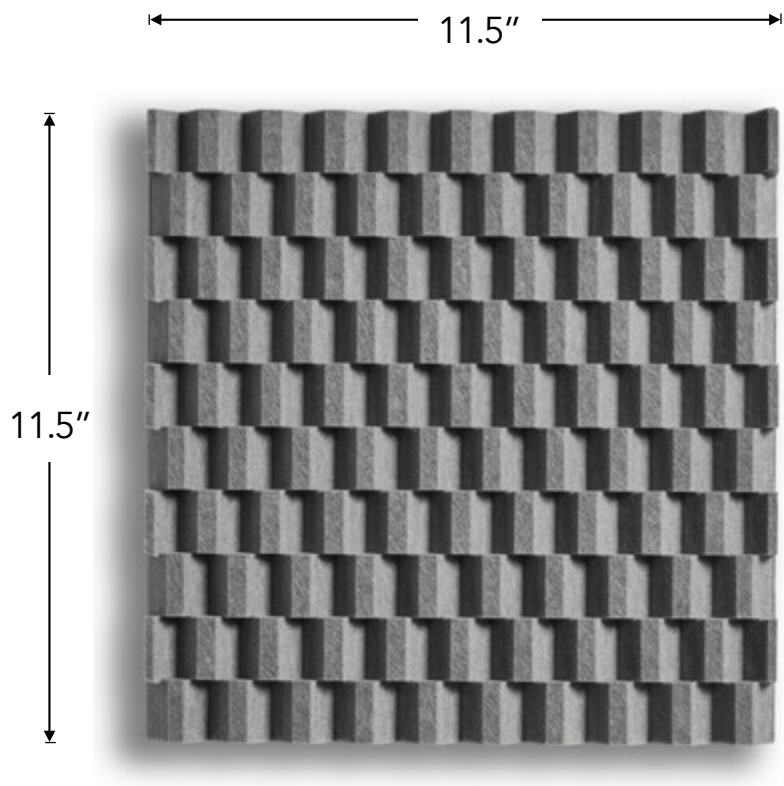
Sound Absorption

Frequency	250Hz	500Hz	800Hz	1000Hz	2000Hz	4000Hz	NRC
m ² /Object	1.03	3.27	5.16	5.70	6.64	7.09	0.70


Acoustic data is measured in Sabins per Texture Tile.



Product Dimensions



Texture Tile




Side Views

Available Colors




Cayenne 029
12mm




Wine 009
12mm




Rouge 007
12mm




Mandarin 013
12mm



Cinnamon 006
12mm



Nutmeg 047
12mm



Vanilla 028
12mm



Dusk 032
12mm




Blush 030
12mm




Ochre 004
12mm




Sunshine 003
12mm




Butter 002
12mm



Cream 048
12mm



White 033
12mm



Mushroom 026
12mm



Frost 001
12mm



Grey 023
12mm



Smoke 024
12mm




Mint 038
12mm




Sage 042
12mm




Pebble 022
12mm




Slate 025
12mm




Black 035
12mm




Onyx 036
12mm




Duck Egg 037
12mm




Pacific 045
12mm




Lime Splice 020
12mm




Pistachio 041
12mm




Olive 021
12mm




Vineyard 017
12mm




Orchid 011
12mm




Navy 019
12mm



Coronet 046
12mm



Jade 016
12mm

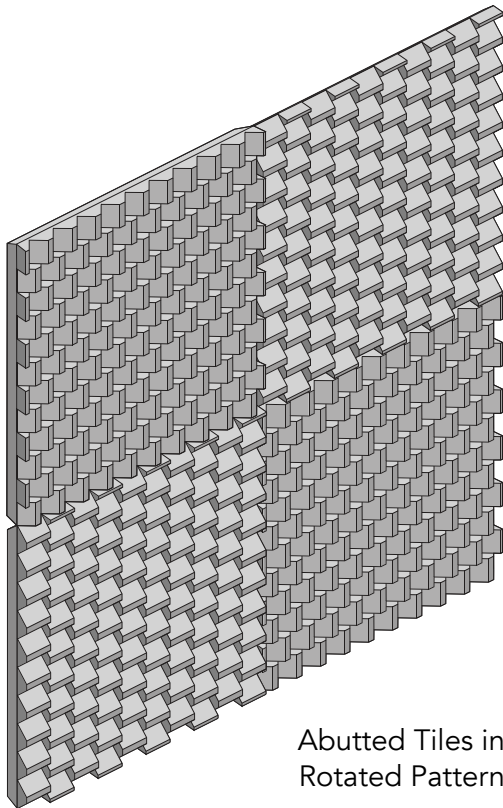


Ivy 015
12mm


Color variation between dye lots is a natural characteristic of recycled PET felt due to the manufacturing process. Slight differences between samples and finished product may occur.

Installation

When mounting, use standard construction adhesives (e.g. Liquid Nails/Titebond - NOT PVA glue). Clean and prepare surface per adhesive guidelines. Spread adhesive evenly on the back of the tile, leaving room at the edges for glue to spread. After applying adhesive, mount tiles per layout and maintain even pressure per adhesive manufacturer instructions. Clean any excess adhesive. When a continuous pattern is desired from tile to tile, ensure tiles are abutted in the same direction as only one side will allow perfect peak pattern alignment. For more information, see the [Texture Tiles Installation Guide](#).



Abutted Tiles in
Rotated Pattern



Abutted Tiles in
Continuous Pattern



Product shown: Texture Tiles in Frost and Orchid



Product shown: Texture Tiles in Pebble



Product shown: Texture Tiles in Smoke



Product shown: Texture Tiles in Smoke



Product shown: Dash & Texture Tiles in Orchid and Pebble

kirei

Learn more and request your free sample:

619.236.9924 | sales@kireiusa.com

kireiusa.com