



# kirei

## RACETRACK TILES

### Acoustic Tiles

Beat them to the finish line with Racetrack Tiles. Racetrack's modular system of acoustic tiles allows you to make an almost infinite amount of completely unique feature walls in an instant. Create energy or subdued relief while improving occupant health through Racetrack's acoustic properties and health certifications. No matter the size space, Racetrack scales with a spec as easy as its timeless design.

Product shown: Racetrack Intersection & Double Curve Tiles in Rouge

# Specs

Style	Standard (LxH)	Thickness	Weight/Box	Qty/Box	SF/Box
Plane Tile	23" x 23"	0.47"	16 lbs	8	29.4
Path Tile	23" x 23"	0.47"	16 lbs	8	29.4
Tee Tile	23" x 23"	0.47"	16 lbs	8	29.4
Intersection Tile	23" x 23"	0.47"	16 lbs	8	29.4
Curve Tile	23" x 23"	0.47"	16 lbs	8	29.4
Double Curve Tile	23" x 23"	0.47"	16 lbs	8	29.4

All specs refer to singular products and not multiples unless specified. Due to the nature of the material, cutting and fabrication process, minor dimensional variances may occur. Custom options available upon request.

Designer Kirei

Material 100% PET (60% post-consumer recycled content)

Fire Rating ASTM E84 Class A

Custom Options Available upon request

Lead Time \*4-6 weeks

VOC Emissions CDPH (CA 01350) Compliant  
TVOC: <0.5 mg/m3

\*Actual lead times are determined when the project goes into production and can change based on production schedule and all quantities, color and thicknesses being in stock at time of order. See [Kirei's Product Lead Time Disclosure](#) for more information.

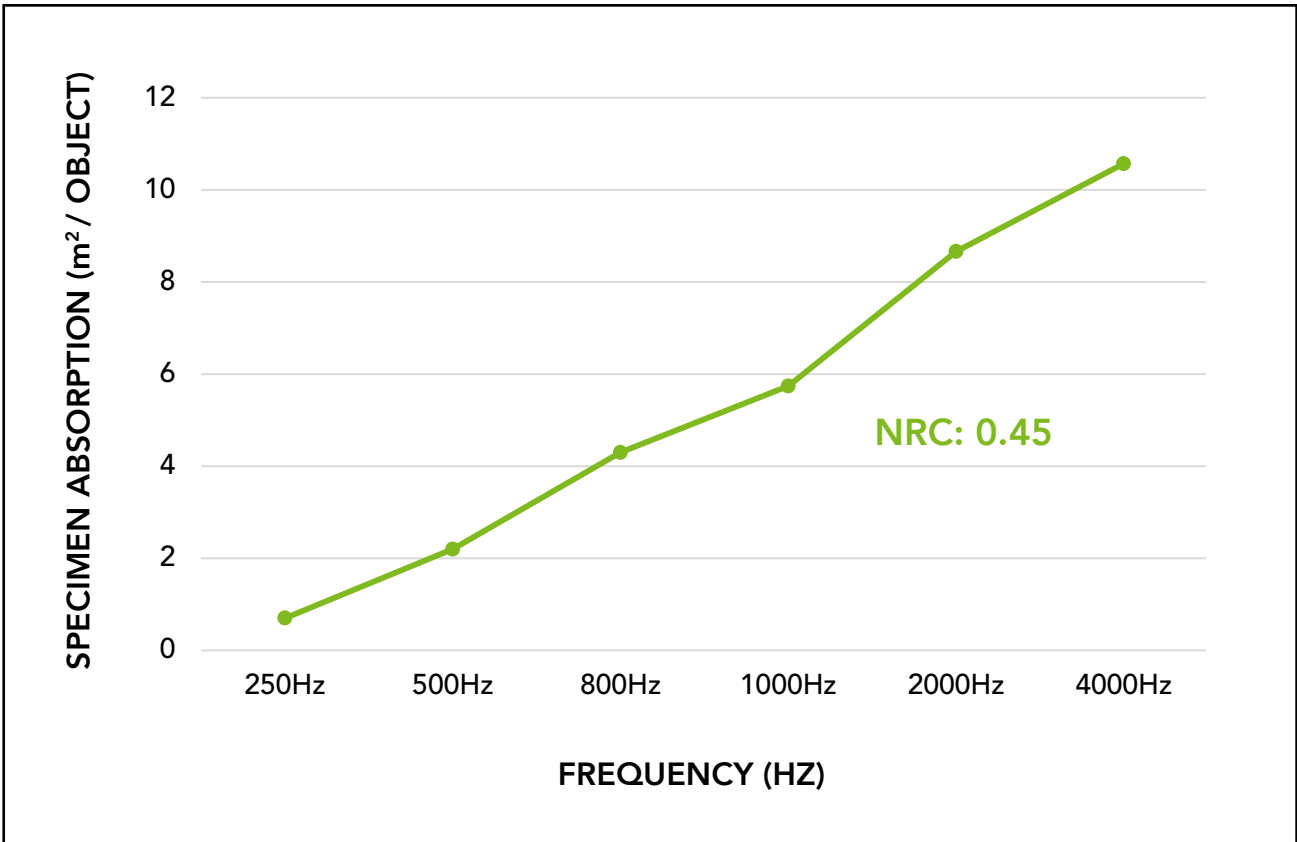


# Acoustic Data

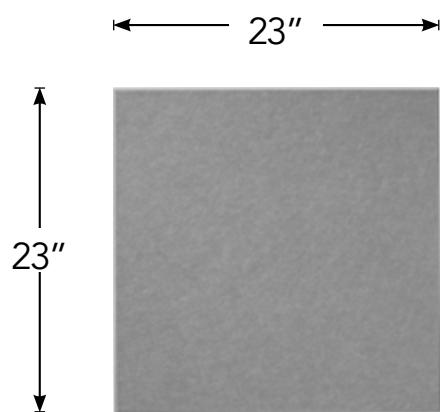
## Sound Absorption

Frequency	250Hz	500Hz	800Hz	1000Hz	2000Hz	4000Hz	NRC
m <sup>2</sup> /Object	0.70	2.20	4.30	5.74	8.66	10.57	0.45 (no air gap)
m <sup>2</sup> /Object (20mm air gap)	1.51	4.33	7.35	8.56	9.97	9.97	0.60 (20mm air gap)
m <sup>2</sup> /Object (50mm air gap)	3.32	7.35	9.87	10.07	9.67	10.07	0.75 (50mm air gap)
m <sup>2</sup> /Object (1" fiberglass)	4.33	6.78	6.66	6.58	6.47	7.10	0.90 (1" fiberglass)
m <sup>2</sup> /Object (2" fiberglass)	6.56	7.35	7.03	6.49	6.60	6.80	1.00 (2" fiberglass)

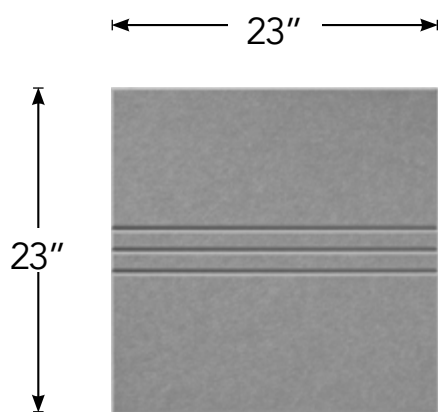
Acoustic data is measured in Sabins per 12mm PET.



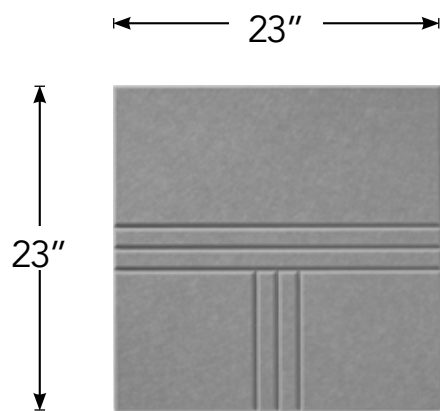
# Product Dimensions



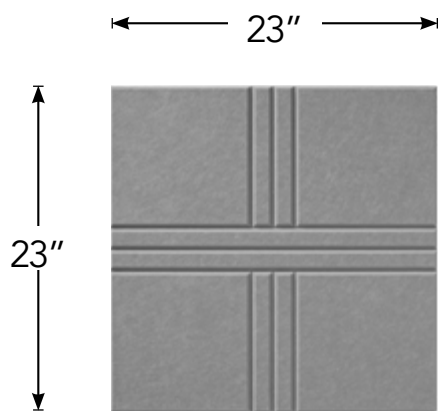
Plane Tile



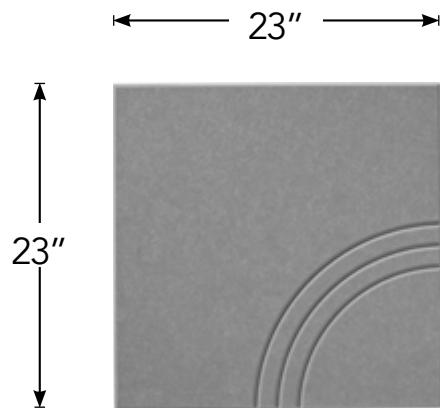
Path Tile



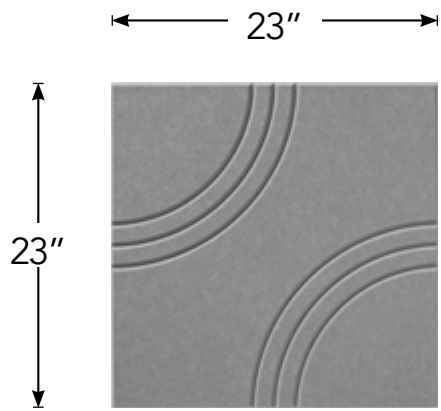
Tee Tile



Intersection Tile



Curve Tile



Double Curve Tile


# Available Colors




**Cayenne 029**  
12mm




**Wine 009**  
12mm



**Rouge 007**  
12mm




**Mandarin 013**  
12mm



**Cinnamon 006**  
12mm



**Nutmeg 047**  
12mm



**Vanilla 028**  
12mm



**Dusk 032**  
12mm




**Blush 030**  
12mm




**Ochre 004**  
12mm




**Sunshine 003**  
12mm




**Butter 002**  
12mm




**Cream 048**  
12mm




**White 033**  
12mm




**Mushroom 026**  
12mm




**Frost 001**  
12mm




**Grey 023**  
12mm




**Smoke 024**  
12mm




**Mint 038**  
12mm




**Sage 042**  
12mm




**Pebble 022**  
12mm




**Slate 025**  
12mm




**Black 035**  
12mm




**Onyx 036**  
12mm




**Duck Egg 037**  
12mm




**Pacific 045**  
12mm




**Lime Splice 020**  
12mm




**Pistachio 041**  
12mm




**Olive 021**  
12mm




**Vineyard 017**  
12mm




**Orchid 011**  
12mm




**Navy 019**  
12mm



**Coronet 046**  
12mm



**Jade 016**  
12mm



**Ivy 015**  
12mm

Color variation between dye lots is a natural characteristic of recycled PET felt due to the manufacturing process. Slight differences between samples and finished product may occur.

# Installation

When mounting, use standard construction adhesives (e.g. Liquid Nails/Titebond - NOT PVA glue). Clean and prepare surface per adhesive guidelines. Spread adhesive evenly on panel back, leaving 2" space at edges. Adhere to wall surface, providing bracing to hold material against surface per adhesive open time/instructions. For more information, see the [Racetrack Tiles Installation Guide](#).

## Custom Printing with Kirei Ink

Racetrack Tiles can be custom printed in house with Kirei Ink. We would love to work with you to print your own custom color, pattern, graphic or material. Reach out and our team will be ready to assist!

Please note: Kirei requires written permission from the copyright holder in order to reproduce any copyrighted work. Professional photographs cannot be reproduced without written permission from the photographer.



Product shown: Racetrack Plane & Tee Tiles in Kirei Ink (Linen)





Product shown: Racetrack Plane & Tee Tiles in Blush



Product shown: Racetrack Tee & Double Curve Tiles in Ochre



Product shown: Racetrack Path & Curve Tiles in Smoke





Product shown: Racetrack Path, Plane & Curve Tiles in Navy

# kirei

Learn more and request your free sample:

619.236.9924 | [sales@kireiusa.com](mailto:sales@kireiusa.com)

[kireiusa.com](http://kireiusa.com)