

Diamond Tiles | Color 444 (Gray)



Diamond Tiles | Colors 330 (Ivy), 365 (Navy)

	Metric	Standard	Depth	Weight/Unit	SF/Unit
Single Diamond	353mm x 305mm	13.9 in. x 12 in.	165mm (6.5 in.)	1 lb	0.65
2-Diamond Cluster	353mm x 612mm	13.9 in. x 24.1 in.	165mm (6.5 in.)	2 lbs	1.3
5-Diamond Cluster	620mm x 917mm	24.4 in. x 36.1 in.	165mm (6.5 in.)	5 lbs	3.25
10-Diamond Cluster	11,488mm x 917mm	45.2 in. x 36.1 in.	165mm (6.5 in.)	10 lbs	6.5

All specs refer to singular products and not multiples unless specified. Due to the nature of the material, cutting and fabrication process, minor dimensional variances may occur.

Diamond Tiles

Minimize noise reflection from hard surfaces with the sophisticated style of Diamond Tiles. A beautiful fusion of acoustics and aesthetics, Diamond Tile's 187 in³ of airspace provides superior sound absorption at lower frequencies. Comes in single, 2-, 5- and 10-diamond clusters for more on-wall placement versatility. Easy to install using construction adhesive. Available in 27 colors from neutral to vibrant tones. Customization is also available for your unique design concepts.

NRC (SOUND ABSORPTION RATING): ASTM C423-90A

Standard EchoPanel® NRC acoustic data is available for acoustic calculations. Please contact Kirei for this test data.

Fire Rating

ASTM E84 Class C (Class A treatment available.)

VOC Emissions

CDPH (CA 01350) Compliant; TVOC: <0.5 mg/m³
Ecospecifier GreenTag Compliant;
TVOC: 0.015 mg/m²/hr (ASTM D5116)

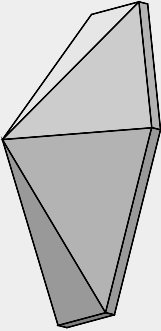


Diamond Tiles | Colors 330 (Ivy), 365 (Navy), 444 (Gray)

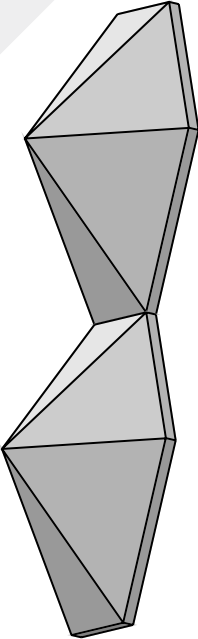
ECHOPANEL TILES: DIAMOND

Available Design Styles

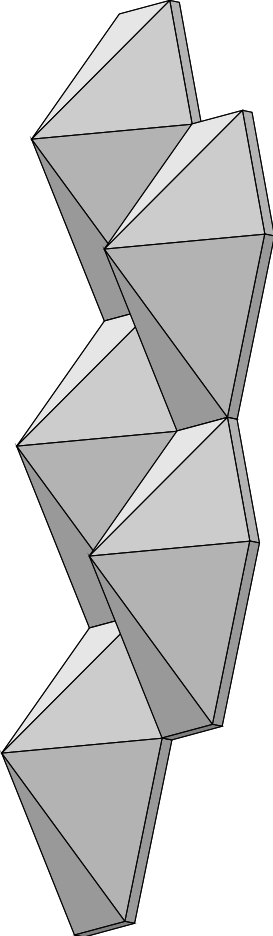
Diamond Tiles come in single, 2-, 5- and 10-diamond clusters designed to mix-and-match to create your own unique look.



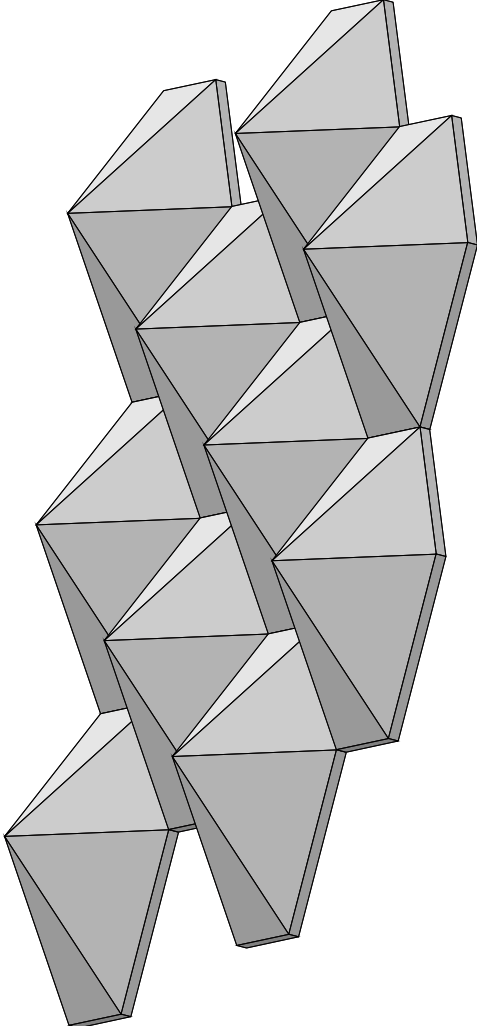
Single Diamond



2-Diamond Cluster

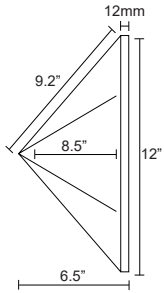


5-Diamond Cluster

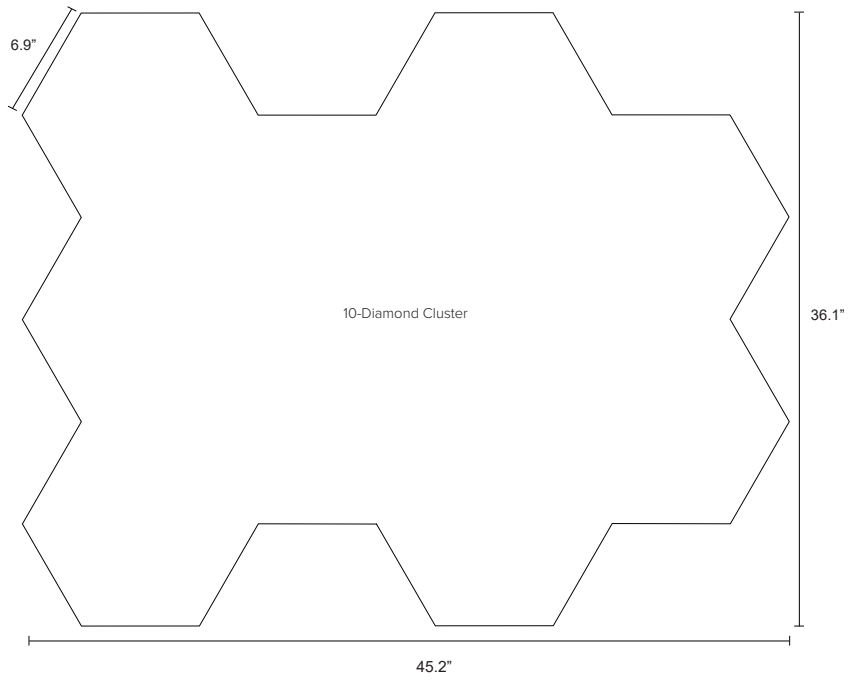
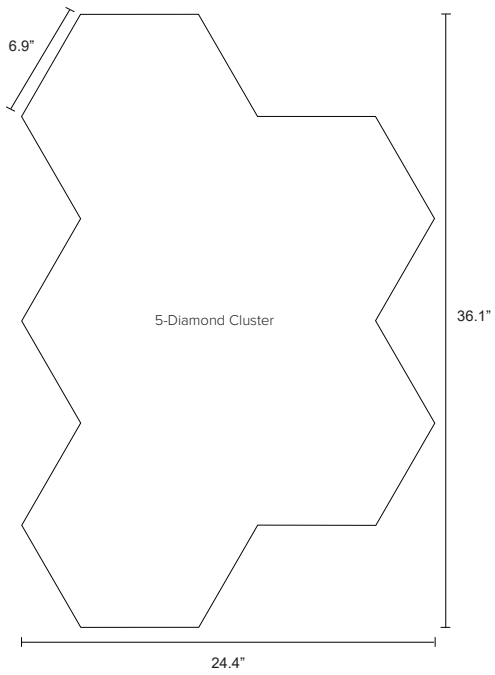
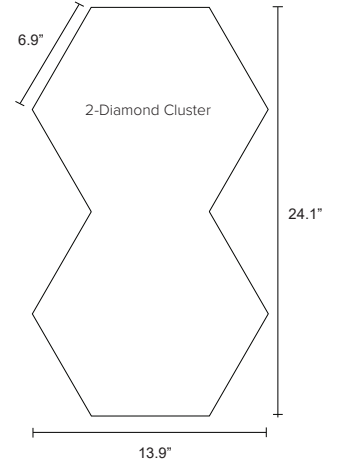
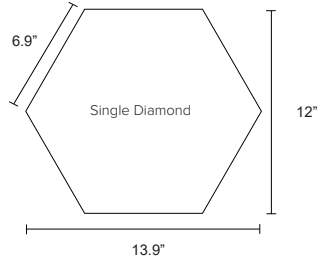


10-Diamond Cluster

Dimensional Detail




Diamond Tile Dimensions
* Each diamond has 187 in³ of airspace.



ECHOPANEL TILES: DIAMOND

kirei

Available Solid Colors



Hardware & Installation



Mount

When mounting, use standard construction adhesives (e.g. Liquid Nails/Titebond - NOT PVA glue). Clean and prepare surface per adhesive guidelines. Spread adhesive evenly on tile back, leaving 2" space at edges. Adhere to wall surface, providing bracing to hold material against surface per adhesive open time/instructions.