

EchoLine Groovy 3.0 | Color 908

	Metric	Standard	Thickness	Weight	SF/Panel	Min. Radius
Groovy 0.5	1168mm x 2743mm	46 in. x 108 in.	12mm	18 lbs	34.5	16 in.
Groovy 1.0	1168mm x 2743mm	46 in. x 108 in.	12mm	18 lbs	34.5	20 in.
Groovy 3.0	1168mm x 2743mm	46 in. x 108 in.	12mm	18 lbs	34.5	36 in.
Square 2.0	1168mm x 2743mm	46 in. x 108 in.	12mm	18 lbs	34.5	24 in.
Wavy 2.0	1168mm x 2743mm	46 in. x 108 in.	12mm	17 lbs	33	n/a

All specs refer to singular products and not multiples unless specified. Due to the nature of the material, cutting and fabrication process, minor dimensional variances may occur. Custom options available upon request. EchoLine is sold individually and ships flat.

**EchoLine**

Echoline creates flow in any space. Flat walls gain linear design elements and curved walls and ceilings are no longer a design hurdle. EchoLine’s simple, consistent pattern adds subtle and striking dimension plus a unique ability to hug the contours of nearly any space. Straightforward to install on flat or curved surfaces, EchoLine creates a controlled playfulness that curbs acoustic imbalances. Please refer to the minimum radius for each EchoLine style’s unique curving capabilities.

**NRC (SOUND ABSORPTION RATING): ASTM C423-90A**

NRC range .35-.75 depending on installation.

**Fire Rating**

ASTM E84 Class C (Class A treatment available.)


**VOC Emissions**

CDPH (CA 01350) Compliant; TVOC: <0.5 mg/m3  
Ecospecifier GreenTag Compliant; TVOC: 0.015 mg/m2/hr (ASTM D5116)



EchoLine Wavy 2.0 | Color 338

## Available EchoLine Styles




Groovy 0.5



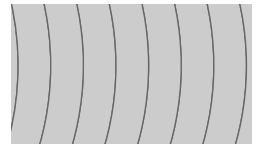
Groovy 1.0



Groovy 3.0



Square 2.0



Wavy 2.0

## Available Solid Colors



101



108



151



258



273



276




295



325



330



338



362



365



381



402



442



444



454



468



487




500



542




550



551



576



579



580



908

## Installation

### Dynamic Texture, Simple Installation

EchoLine panels can be installed on flat and curved walls and ceilings. It is also tackable for a multipurpose solution in office spaces or educational facilities.

For instructions on how to install EchoLine panels, please visit our website and download our EchoLine Installation Guide.

### Curve

EchoLine's ability to wrap around curved walls and ceilings makes it the perfect acoustic material to create visual interest while adding sound control.

Please note that not all EchoLine styles curve. Refer to the minimum radius for each EchoLine style's unique curving capabilities.



EchoLine Square 2.0 | Color 576